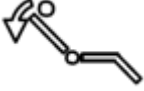

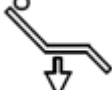
















Patient chair control

| Control panel | | | |
|---|---|---|---|
| Backerest down As long as pressed (manual) |  | Backerest up As long as pressed (manual) |  |
| Chair down As long as pressed (manual) |  | Chair up As long as pressed (manual) |  |
| Chair to autoposition (automatic) |  | Chair rinsing/last position (automatic) |  |
| Memory 1 (automatic) |  | Memory 2 (automatic) |  |
| | | Memory 3 (automatic) |  |


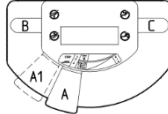




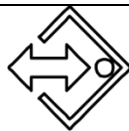
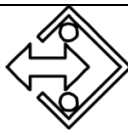
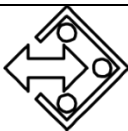
| Foot Control | | | |
|---|---|---|---|
| Backerest down As long as pressed (manual) |  | Backerest up As long as pressed (manual) |  |
| Chair down As long as pressed (manual) |  | Chair up As long as pressed (manual) |  |

Dental unit control









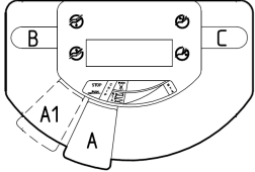
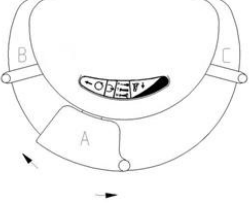
| Control panel | | |
|---------------------|---|---|
| Operating lamp | |  |
| Cup Fill | (Short activation) |  |
| Bowl rinse | (Short activation) |  |
| Time /date settings |  | |

| Foot Control |
|----------------------------|
| Function can be programmed |

Instrument control

| Control panel | | | |
|--|---|---|---|
| Spray |  | Chip Blower Press level A |  |
| | | | Fiber optic light |
| | | |  |
| Increase/decrease parameter (power, rpm, transmission ratio, torque, etc.) |  |  | Confirm parameter |
| | | | OK |
| Turbine | | | |
| Speed or fixed / progressive power control |  | | |
| Scaler (Enabling the SCALER, PERIO AND ENDO functions depends on the installed scaler model.) | | | |
| Scaler function |  | Perio function |  |
| | | Endo function |  |

Instrument control

| Control panel | | | |
|--|---|-----------------------|---|
| Micromotor | | | |
| Memory 1 |  | Memory 2 |  |
| Memory 3 | | |  |
| Speed or fixed / progressive power control |  | | |
| Micromotor Brushless | | | |
| Memory 1 |  | Memory 2 |  |
| Memory 3 | | |  |
| Speed or fixed / progressive power control |  | (*)Fast mode | FAST |
| (*)Auto Forward mode | AUTO FORWARD | (*)Transmission Ratio | RATIO 1X |
| (*)Auto Reverse mode | | (*)Maximum Torque | TORQUE |
| Reverse Rotation Move the foot control lever A to the left and press it downwards until a beep is heard. | | |  |
| Reverse Rotation move the central lever A to the left until a beep is heard. | | |  |

(*) Only for enabled brushless micromotor

